

Apr 30th, 10:30 AM - 12:00 PM

# An Ecosystem Framework for use in Recovery and Management of the Puget Sound Ecosystem: Linking Assessments of Ecosystem Condition to Threats and Management Strategies

Sandie O'Neill  
sandra.oneill@dfw.wa.gov

Constance Sullivan  
*Puget Sound Institute*

Scott Redman  
*Puget Sound Partnership*

Kari Stiles  
*Puget Sound Partnership*

Kelly Biedenweg  
*Puget Sound Institute*

*See next page for additional authors*

Follow this and additional works at: <http://cedar.wwu.edu/ssec>

 Part of the [Terrestrial and Aquatic Ecology Commons](#)

---

O'Neill, Sandie; Sullivan, Constance; Redman, Scott; Stiles, Kari; Biedenweg, Kelly; and Collier, Tracy, "An Ecosystem Framework for use in Recovery and Management of the Puget Sound Ecosystem: Linking Assessments of Ecosystem Condition to Threats and Management Strategies" (2014). *Salish Sea Ecosystem Conference*. 7.  
<http://cedar.wwu.edu/ssec/2014ssec/Day1/7>

This is brought to you for free and open access by the Conferences and Events at Western CEDAR. It has been accepted for inclusion in Salish Sea Ecosystem Conference by an authorized administrator of Western CEDAR. For more information, please contact [westerncedar@wwu.edu](mailto:westerncedar@wwu.edu).

---

**Presenter/Author Information**

Sandie O'Neill, Constance Sullivan, Scott Redman, Kari Stiles, Kelly Biedenweg, and Tracy Collier

# An Ecosystem Framework for use in Recovery & Management of the Puget Sound Ecosystem: Linking Assessments of Ecosystem Condition to Threats and Management Strategies

Sandie O'Neill, Connie Sullivan, Scott Redman,  
Kari Stiles, Haley Harguth, Kelly Biedenweg,  
Tracy Collier

Washington Department of Fish and Wildlife  
Puget Sound Partnership  
Puget Sound Institute



# Puget Sound Partnership is using environmental indicators to track the recovery of Puget Sound

**Science Panel** has legislative assignment “to identify environmental indicators measuring the health of Puget Sound” (RCW 90.71.280(3)). Approved vital sign in 2010.

**Leader Council** adopted vital sign in 2010/2011 as surrogates of the status of the ecosystem.



# Environmental indicators are tools to manage ecosystems...

## INDICATOR: CHINOOK SALMON

What's happening?  
(condition)

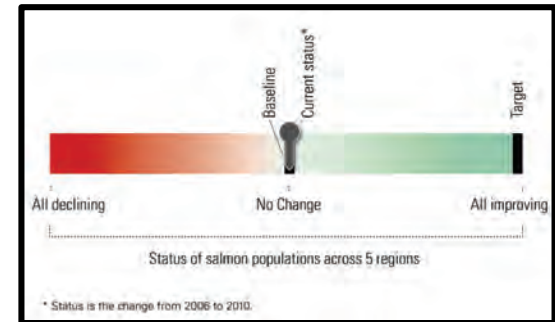


Why is it happening?  
(pressures)



What can be done?  
(management response)

Did we fix it?



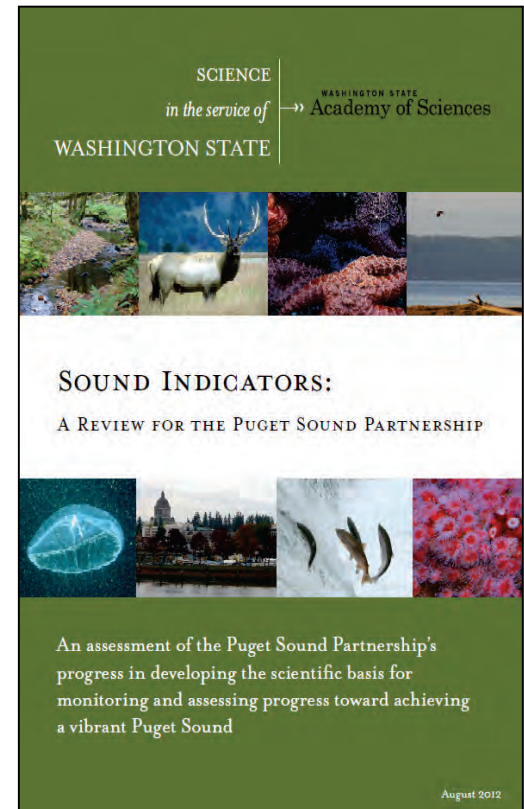
# Vital Sign Indicators



- Includes indicators of condition, pressures, and management and societal responses
- Initially, intended for communication
- Now, also used for understanding and management

# Recommendations to Improve Indicators

- Develop a conceptual framework of the ecosystem that summarizes its major attributes, both structural elements and processes.
- Develop new indicators for missing attributes of ecosystem condition.
- Refine existing indicators



WA State Academy of Science Review  
Orians et al. 2012



# Stepwise Procedure for Selecting Indicators

1. Develop ecosystem conceptual model and frameworks.
2. Select key ecological attributes (KEAs).
3. Identify candidate indicators that represent each KEA.
4. Evaluate reliability of each indicator & metric (criteria).
5. Select a balanced indicator portfolio.

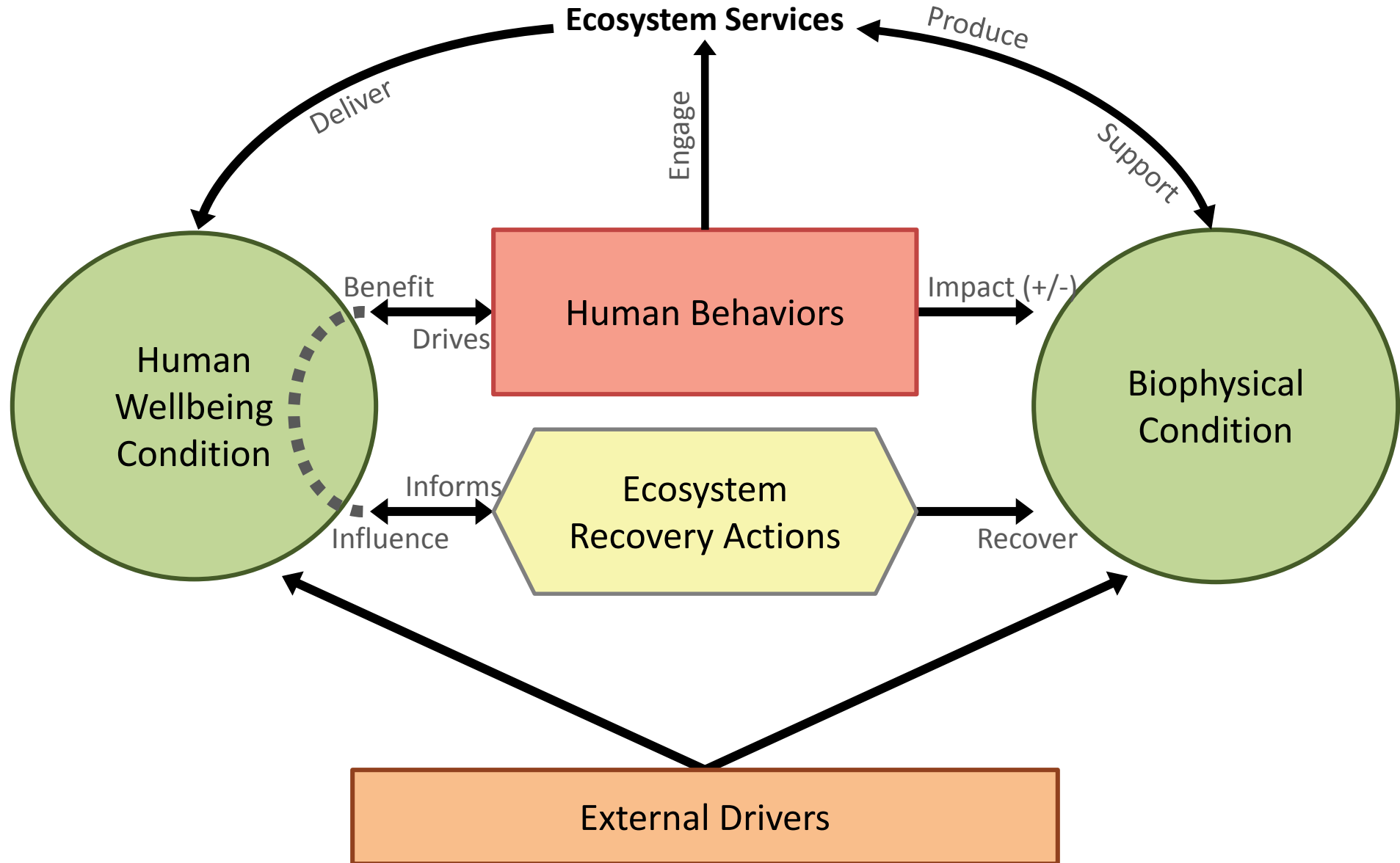


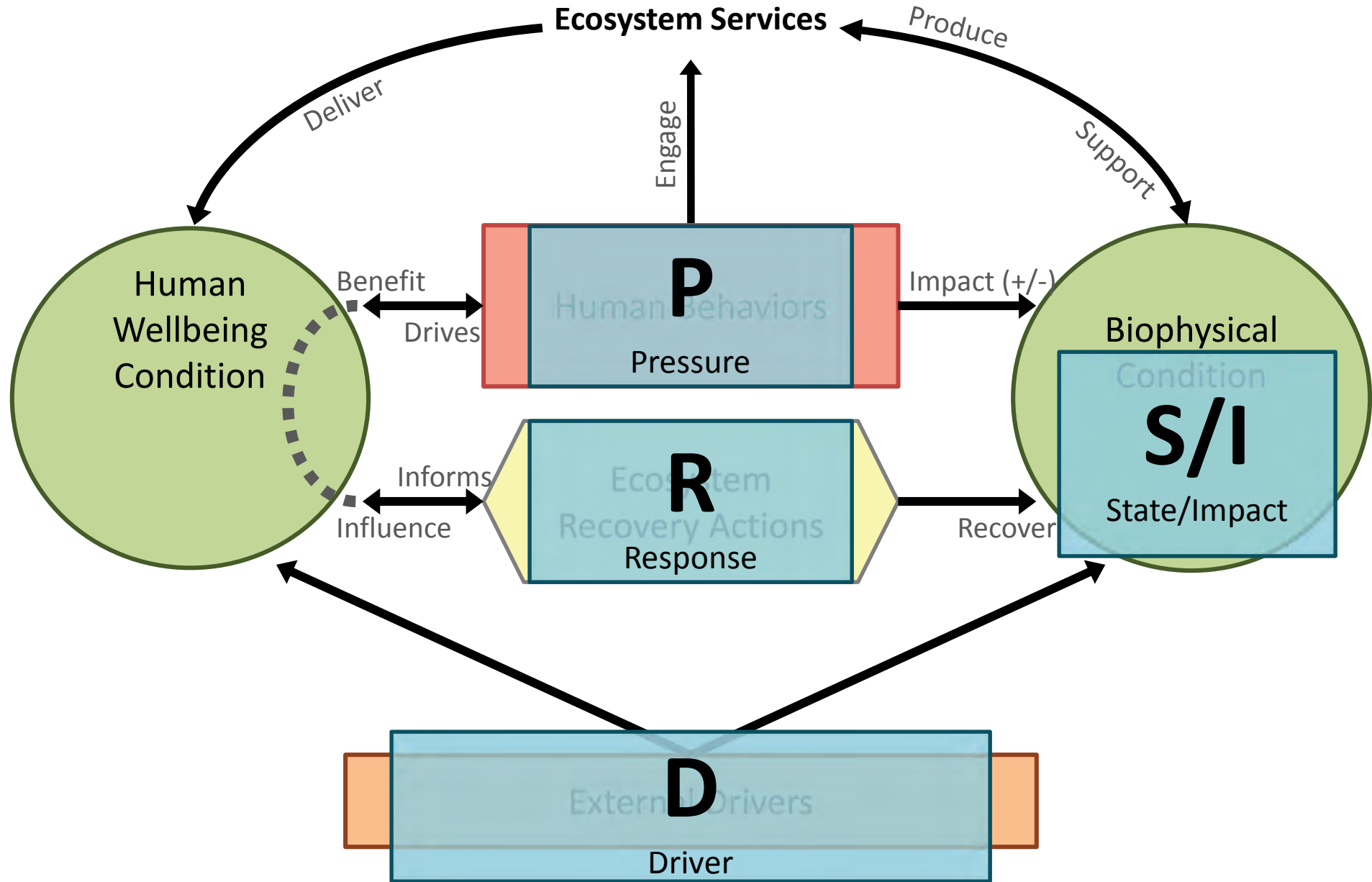
# Step 1

Develop ecosystem conceptual  
model & frameworks

# Integrated Ecosystem Recovery Conceptual Model

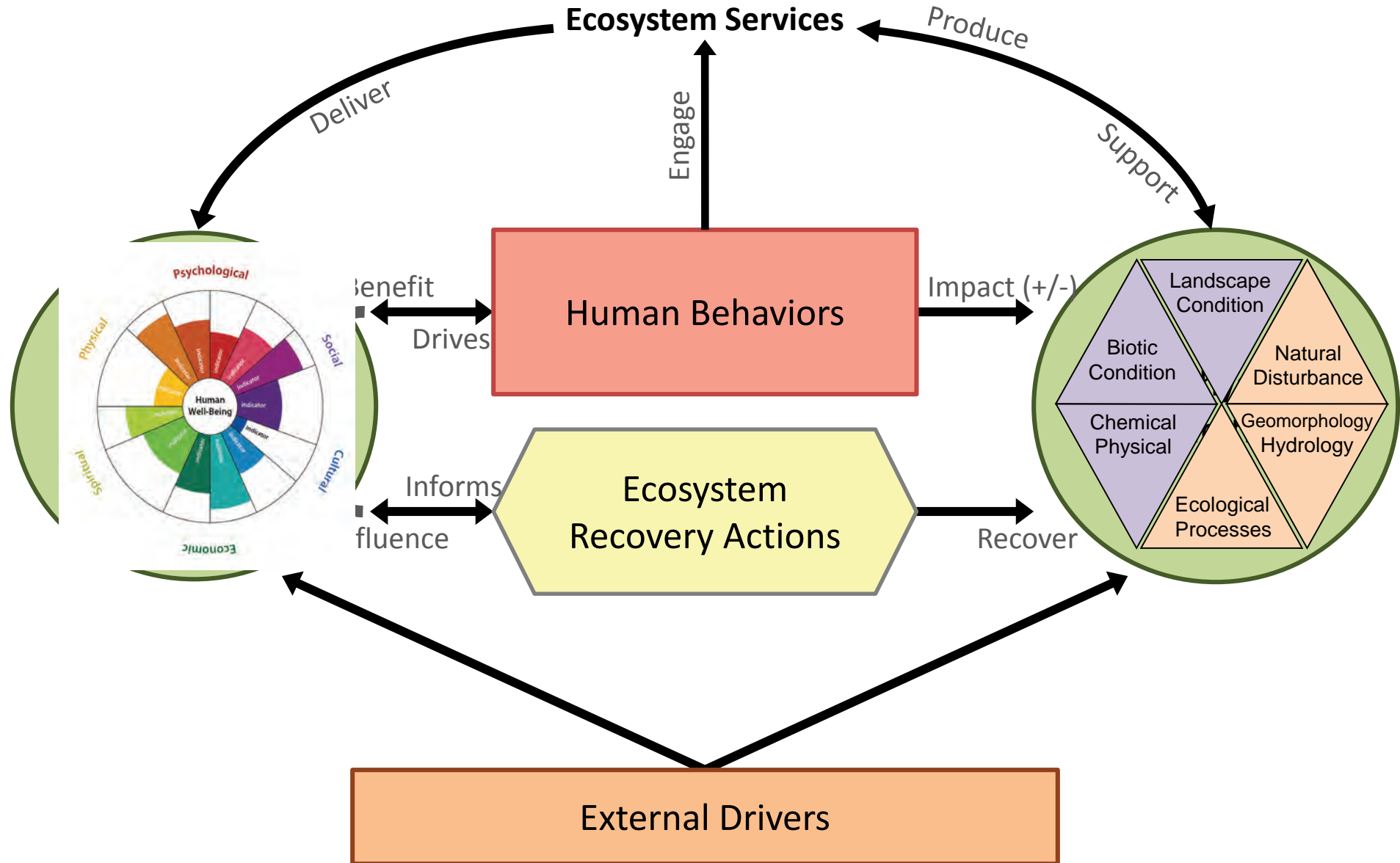
DRAFT





# Integrated Ecosystem Recovery Conceptual Model

DRAFT



## Step 2

Select key ecological attributes

# Biotic Condition “Menu”

- Ecosystems and Communities

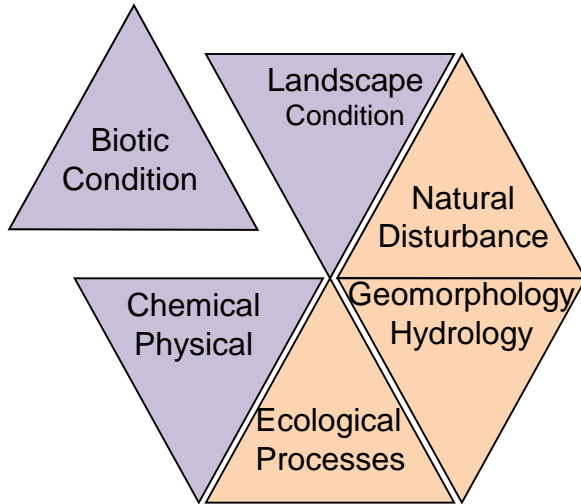
- Community Extent
- Community Composition
- Trophic Structure
- Community Dynamics
- Physical Structure

- Species and Populations

- Population Size
- Genetic Diversity
- Population Structure
- Population Dynamics
- Habitat Suitability

- Organism Condition

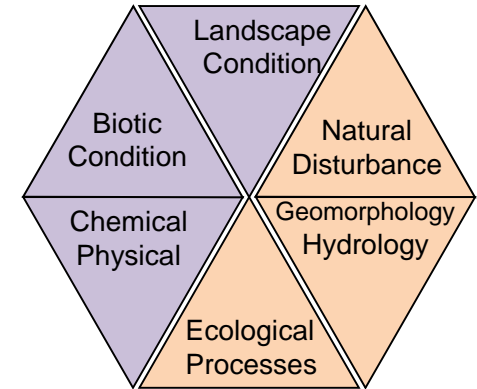
- Physiological Status
- Symptoms of Disease or Trauma
- Signs of disease



“Menu” for  
Evaluating  
Condition of  
Ecosystems

from EPA 2002

# What are the key ecological attributes to track the condition and recovery of Puget Sound?



- Followed recommendations in the Puget Sound Science Update (2011)
- Added additional attributes recommended by the WSAS (2012)
- Confirmed proposed attributes using conceptual model and monitoring priorities identified by PSEMP work groups.



**PUGET SOUND ECOSYSTEM  
MONITORING PROGRAM**

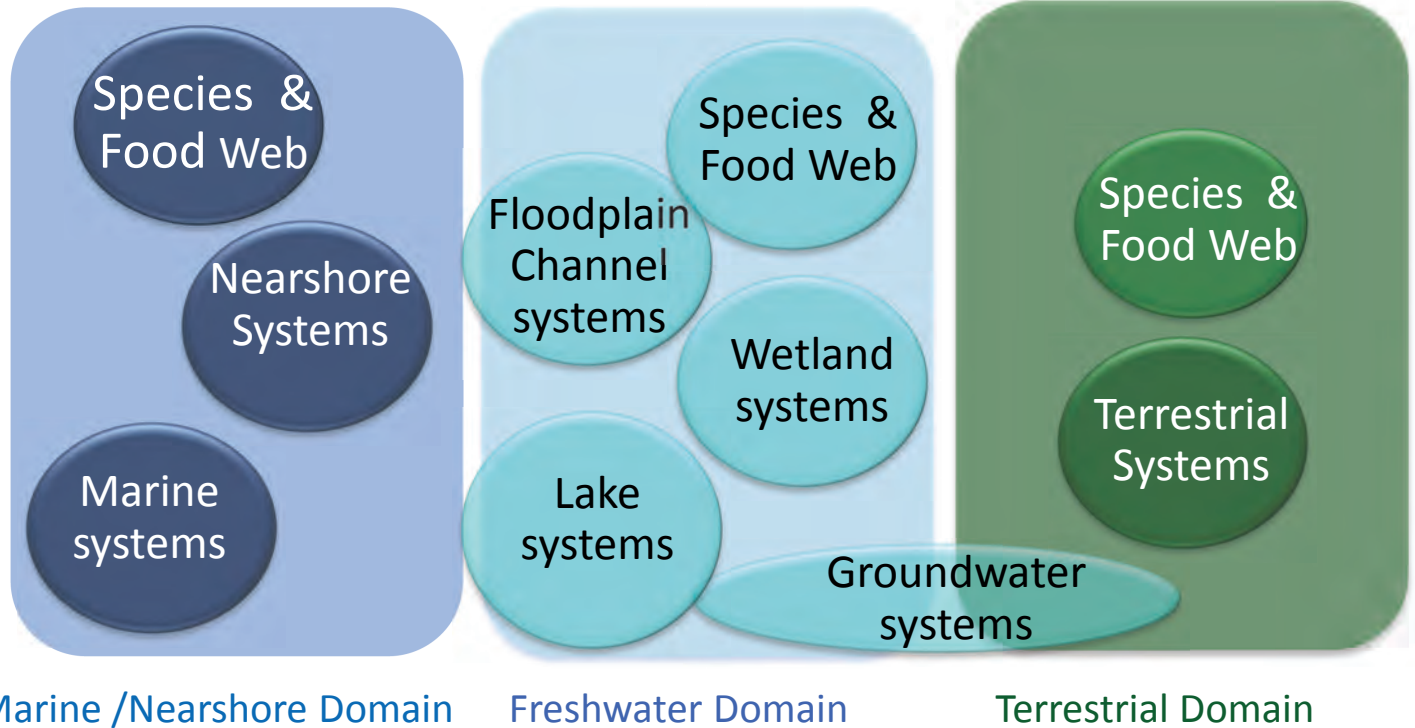


## Step 3

Identify candidate indicator for  
key ecological attributes

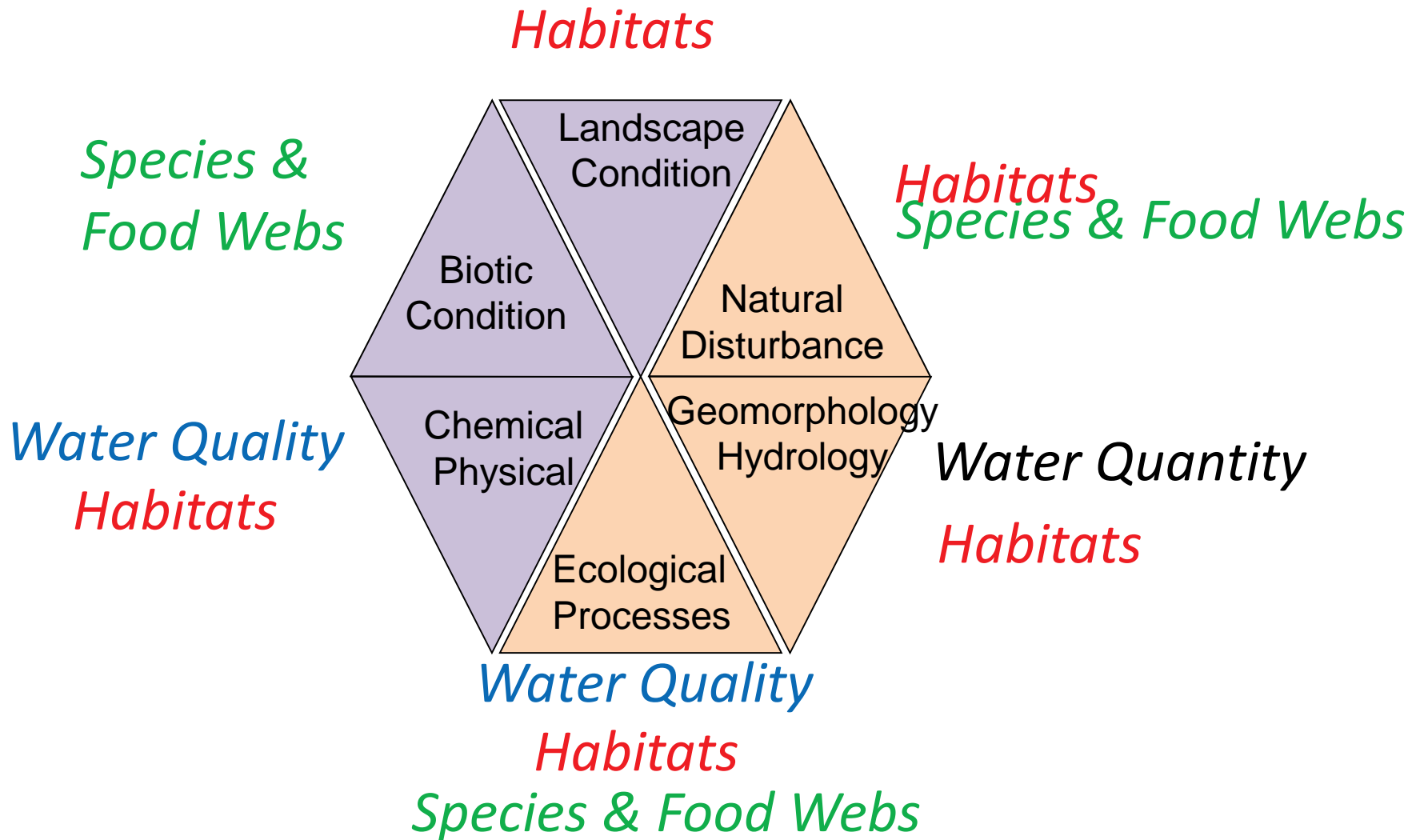
# Biophysical Condition

Modified from  
Levin et al. 2010)



**Candidate Indicator must reflect major ecosystem components**

# Candidate Indicator must reflect PSP Recovery Goals

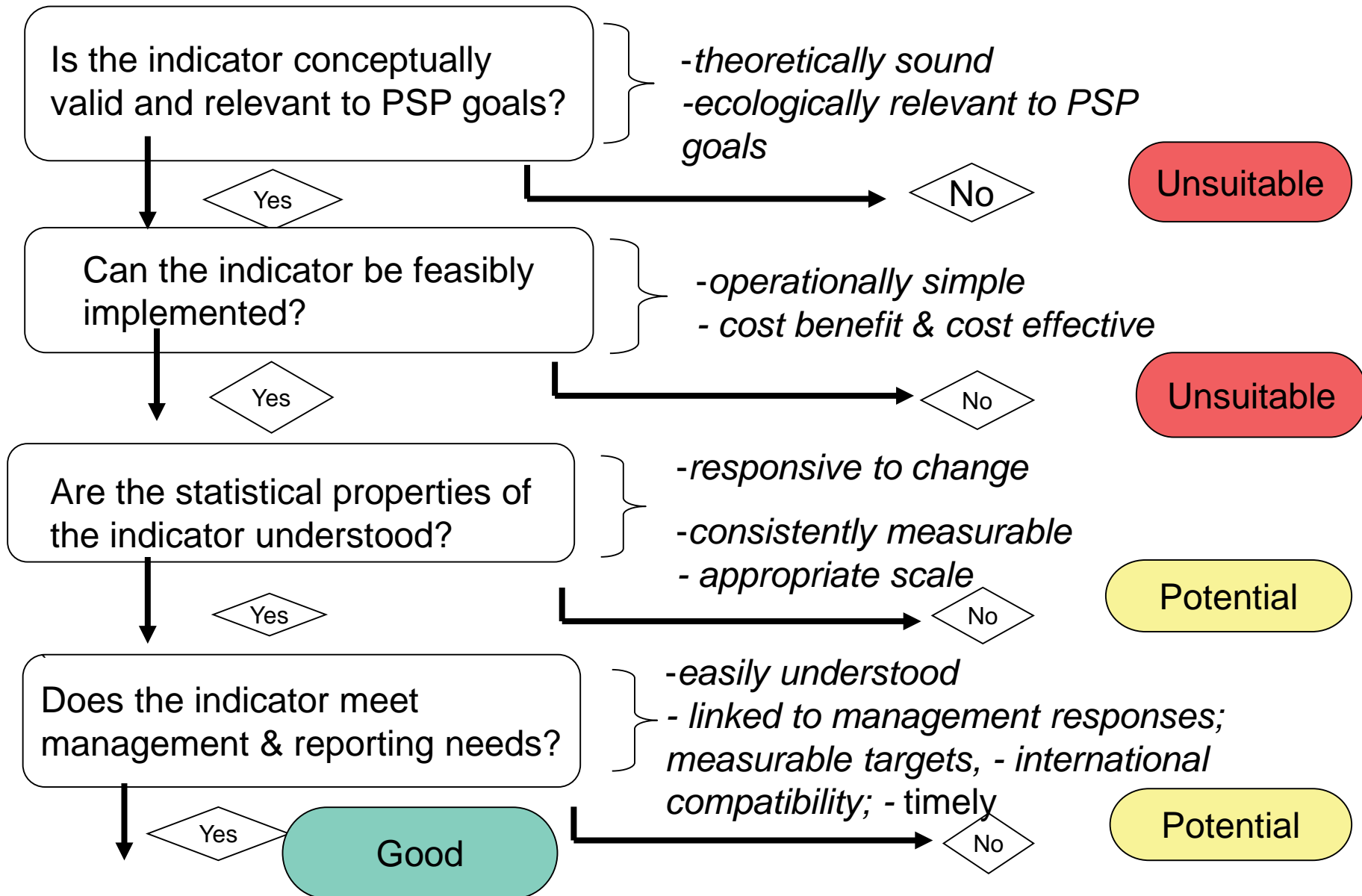


## Step 4

Evaluate reliability of each indicator  
& metric (criteria).

# Hierarchical Decision Tree for Indicator Selection

(modified from Kurtz et al. 2001)



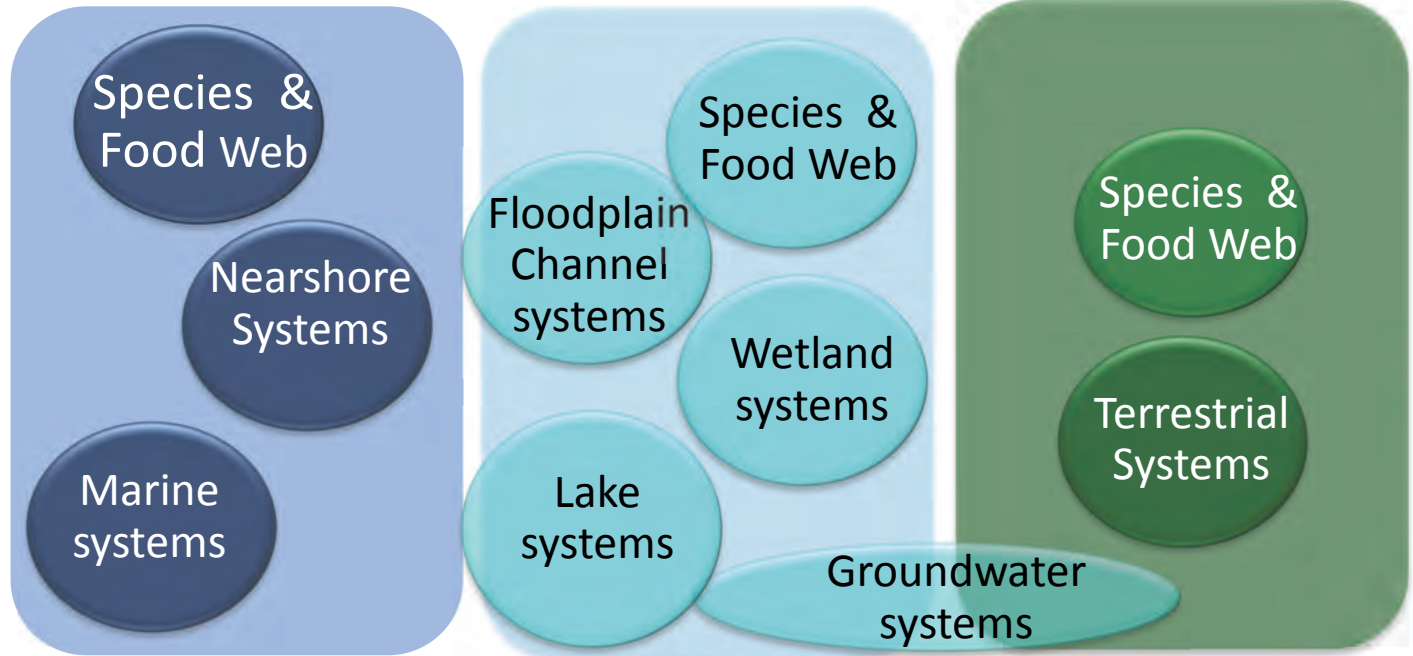
## Step 5

Select a balanced indicator portfolio.

# Final Portfolio must include 6 Major categories of Indicators

## Biophysical Condition

Modified from  
Levin et al. 2010)

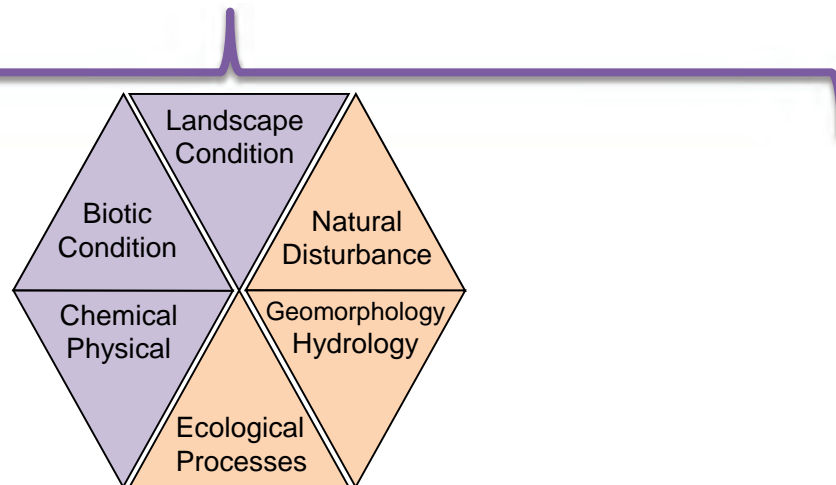


Marine /Nearshore Domain

Freshwater Domain

Terrestrial Domain

Essential  
Ecological  
Attributes





# Attributes Assessed by Vital Signs

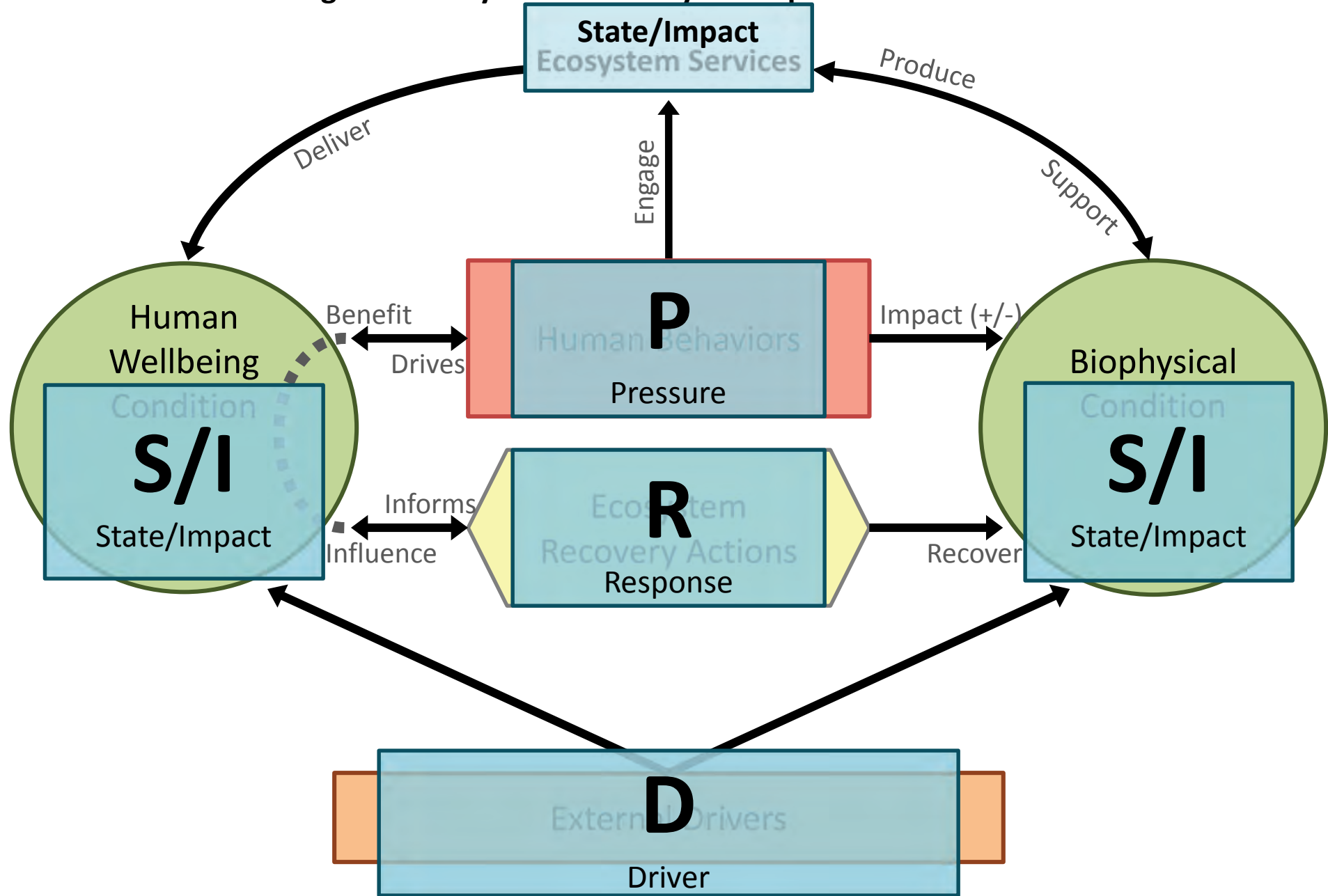
Attribute Category	Domain		
	Marine/Nearshore	Freshwater	Terrestrial
<b>Landscape Condition</b>		<i>Floodplains</i>	<i>Land Cover (Forests)</i>
<b>Biotic Condition</b>	<i>Eelgrass; Pacific Herring; Chinook salmon; Birds Orcas; Toxics in Fish</i>	<i>Chinook salmon; B-IBI</i>	<i>Birds</i>
<b>Physical &amp; Chemical Characteristic</b>	<i>Marine Water Quality; Marine Sediment Quality</i>	<i>Freshwater Quality</i>	
<b>Hydrology &amp; Geomorphology</b>		<i>Summer Stream Slows; Floodplains</i>	
<b>Ecological Processes</b>			
<b>Natural Disturbances</b>			

# Next Steps....

- Continue process for process of identifying candidate indicators.
- Evaluate the reliability of candidate indicators.
- Propose a more balanced portfolio of vital sign indicators.
- Peer review this summer.



**END**



PSP Ecosystem Recovery Goals:

Species and Food Webs Habitats Water Quality Water Quantity Human Health Human Well Being

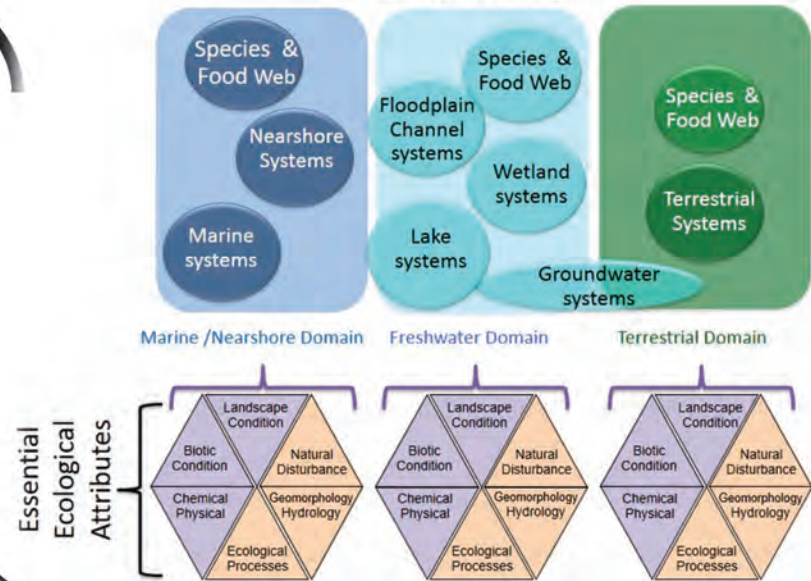
Human Well-Being Condition

(from Biedenweg et al. in press)



Biophysical Condition

(Modified from Levin et al. 2010)



Driver - Pressure - State - Impact - Response

(from Smeets & Wetering 1999)

# PSP Recovery Goals & Ecological Attributes

